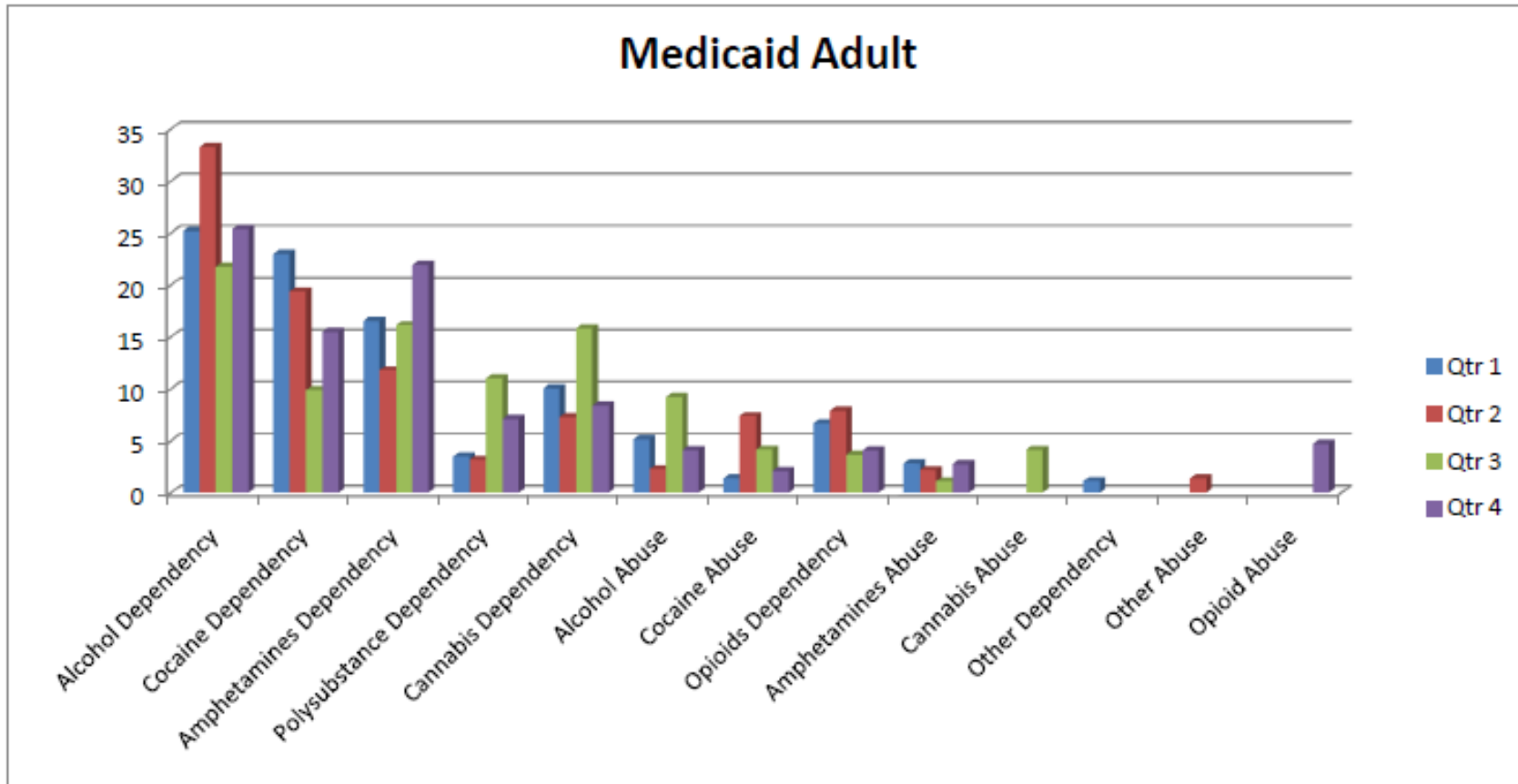


Addiction and Prevention Services
State Quality Committee

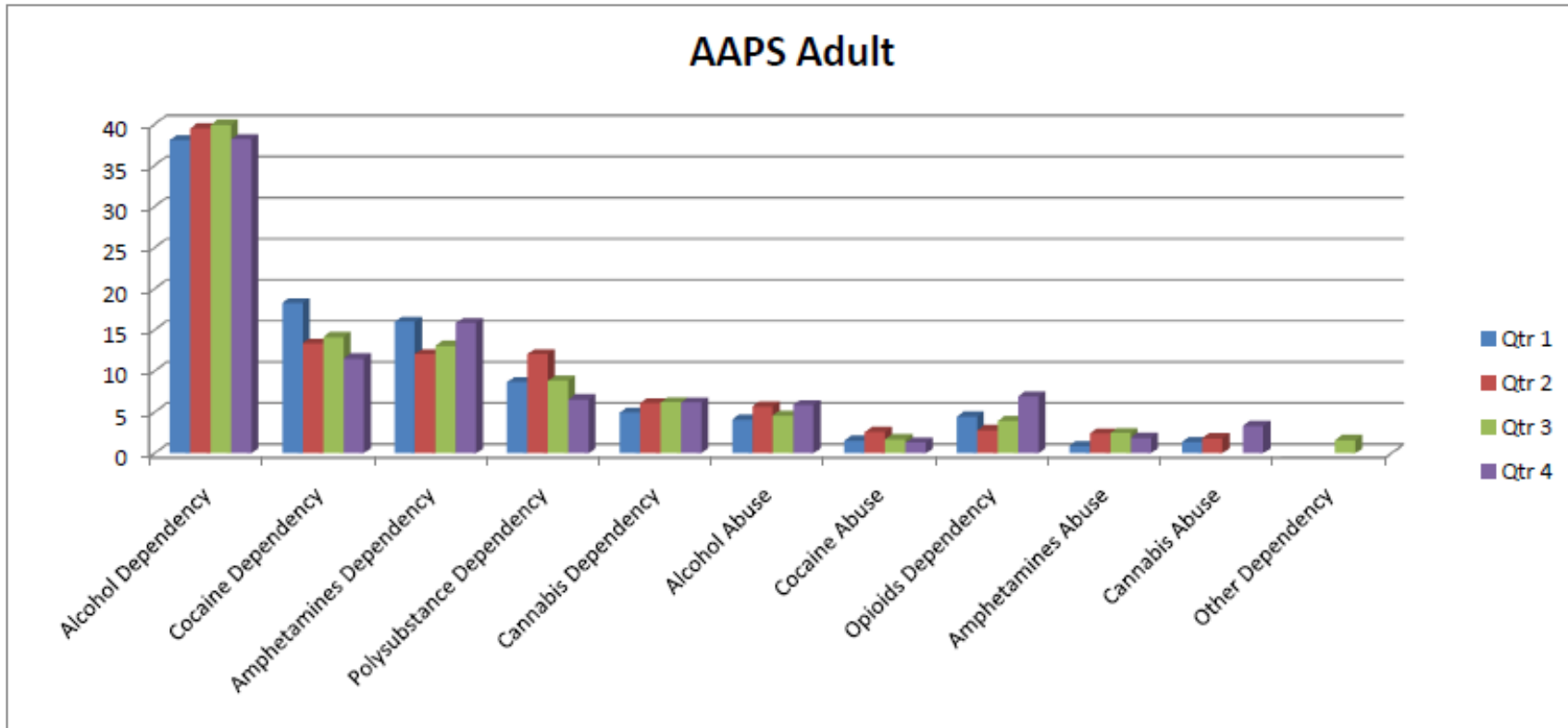
FY2009 (Adult and Adolescent):

Medicaid Adult:



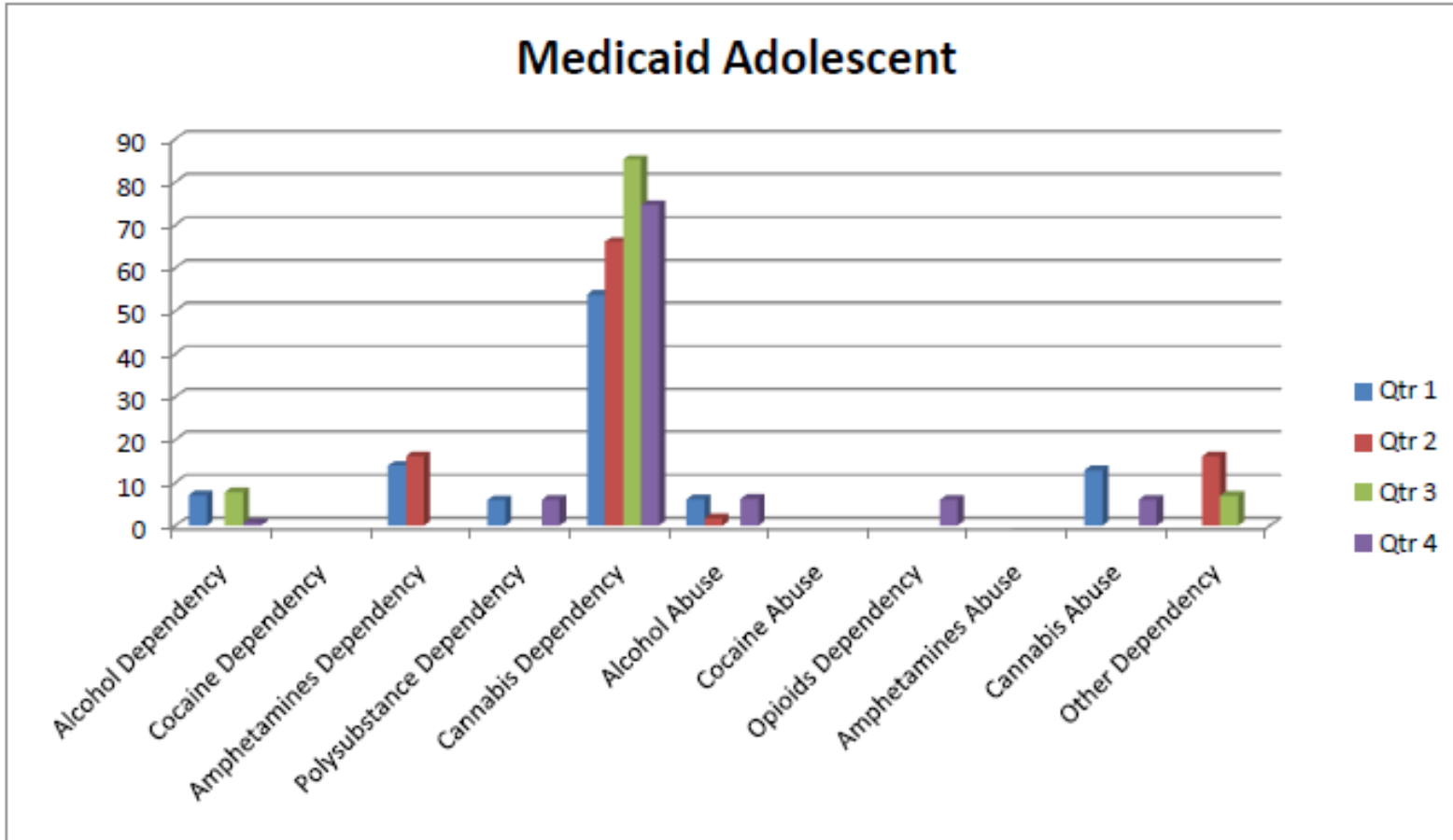
AAPS Adult:

Addiction and Prevention Services
State Quality Committee



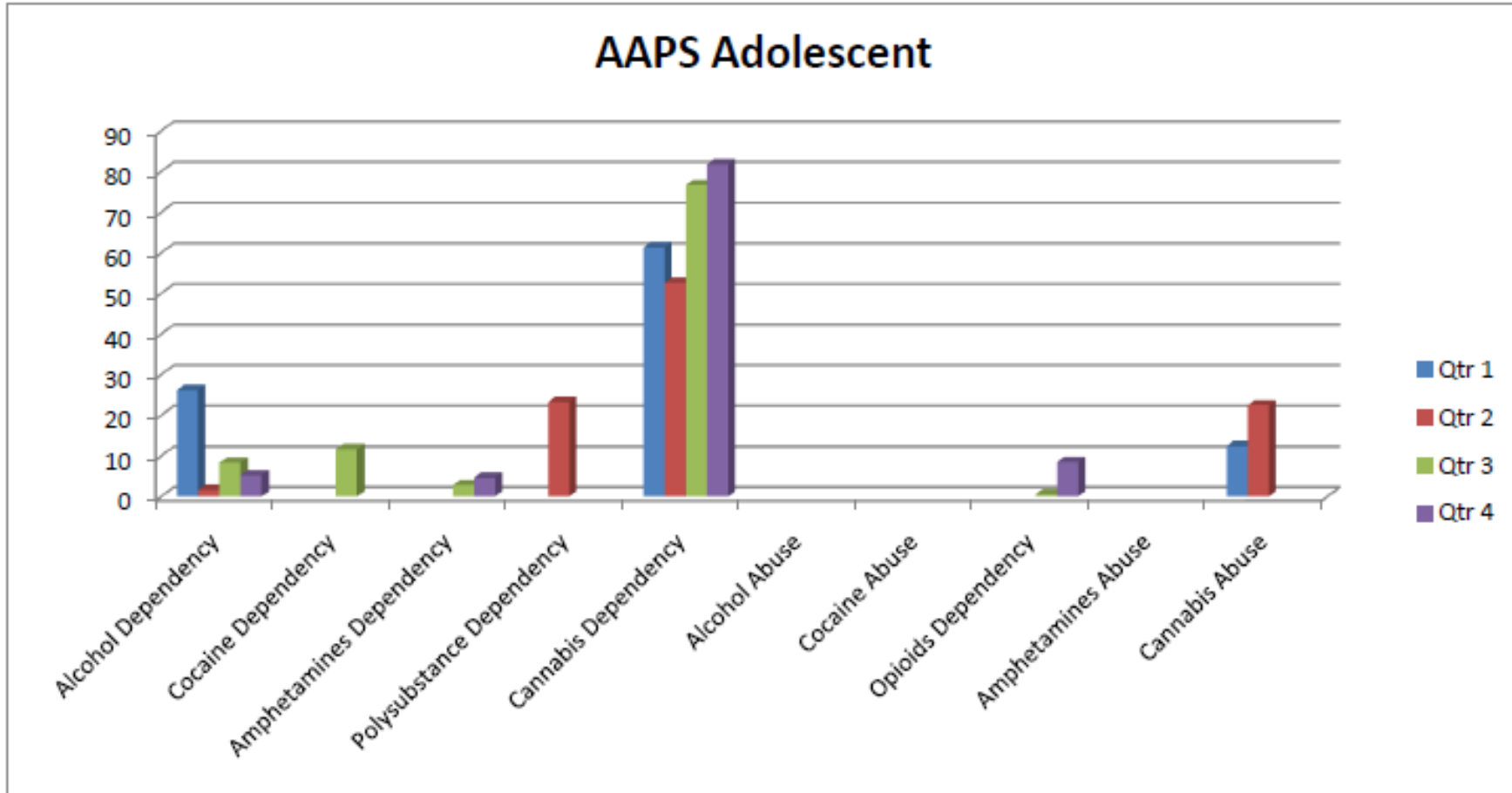
Medicaid Adolescent:

Addiction and Prevention Services
State Quality Committee



Addiction and Prevention Services
State Quality Committee

AAPS Adolescent:



Addiction and Prevention Services State Quality Committee

Conclusions:

*Please note that this report has gone from a quarterly aggregate to an annual aggregate. The last quarterly AA was completed for FY2008 Q4.

FY2009 Annual Summary

Adults:

- For FY2009, Alcohol dependency is the leading diagnosis for both funding streams each quarter. Alcohol or Cocaine dependency were the leading diagnosis for Adults, all regions, both funding sources third and fourth quarter of last fiscal year (FY2008). Prior to that, the adult/adolescent split was not reported.
- For FY2009, the second leading diagnosis for both funding streams is Cocaine dependency or Amphetamine dependency.

Adolescents:

- For FY2009, Cannabis dependency is the leading diagnosis for both funding streams each quarter. Cannabis Dependency was also the leading diagnosis for Adolescents, all regions, both funding sources third and fourth quarter of last fiscal year (FY2008). Prior to that, the adult/adolescent split was not reported.
- For FY2009, the second leading diagnosis for both funding streams varied.

Other Dependency

ValueOptions has clarified the “other dependency” category. “Diagnosis codes 304.90 and 292.0 are reporting as “other dependency”. The actual diagnosis code description for these is as follows: 304.90 is “Unspecified Drug Dependency” and 292.0 is “Drug Withdrawal Syndrome”. The majority of claims that encounter these diagnoses come in as 304.90, which accounts for roughly 99% of the units reported in this diagnosis category.”

Other Abuse

ValueOptions has clarified the “other abuse” category. The first code falling into this category is 305.10, tobacco use disorder, which ValueOptions paid for up until January 1, 2009. 305.80, antidepressant type abuse is also in this category. Codes 305.90, 305.91, 305.92 and 305.93 are included as “other mixed or unspecified drug abuse”. The final code, V71.09 “other suspected mental condition” is used by providers as a billing code for assessments if the assessment does not show a substance use disorder. The code allows providers to be paid for the assessment but acknowledges that there is no need for treatment.

Other Conditions

The “Other Conditions that may be the focus of clinical attention” were diagnoses that were rolled into the Other Abuse and Other Dependency categories. This category should not show up on any further reports

**Addiction and Prevention Services
State Quality Committee**

May 2008 SQC Meeting Updates

It was recommended in the May 2008 SQC meeting for the Lower Levels of Care Diagnosis AA (VO #13) that ValueOptions provide in their annual reports, the top 3 drugs of choice for each region and overall. Based upon these drugs of choice, it was further recommended that ValueOptions develop or provide consumer tip sheets and any tip sheets that are developed be presented to the SQC for approval. ValueOptions **provided** the top 3 drug of choice reports ad hoc to the SQC in the February 2010 meeting. **As the tip sheets were already done last year, new tip sheets are not needed.**

Another recommendation was that ValueOptions provide annual reports, in addition to the quarterly reports, for both the Higher and Lower Levels of Care by Diagnosis. These reports should be submitted annually with the charts showing a full year. The annual reports are currently in process.

As recommended in the May 2008 SQC meeting, the Quarter Comparison tables and chart should be incorporated into future ValueOptions reports. This recommendation and the raw report are being currently reviewed by the State and ValueOptions. Potentially more programming changes may be requested to better show trending and reduce the length of this report into a more meaningful, concise report.

Preliminary Recommendations to Committee:

- It is recommended that the Committee continue to monitor trends.
- It is recommended that ValueOptions continue to provide annual reports showing a full fiscal year.
- It is also recommended by the Committee that this aggregate analysis and the ad hoc report presented by ValueOptions be shared at the Regional QI meetings and posted on the ValueOptions website for public access.

Date Presented to SQC: 2/4/2010

BY: Kim Brown

Recommendations from the Committee for action: Recommendation and changes made by the SQC to the Conclusions are noted above in **bold**.

Person Responsible to follow-up and date due: Kim Brown 5/6/10

**Addiction and Prevention Services
State Quality Committee**

Appendix:

FY2009 (Adult and Adolescent):

Medicaid Adult:

FY2009 Adult All Regions Medicaid Adult % of Total				
	Qtr 1	Qtr 2	Qtr 3	Qtr 4
Alcohol Dependency	25.18	33.3	21.76	25.37
Cocaine Dependency	22.98	19.37	9.9	15.49
Amphetamines Dependency	16.54	11.79	16.12	21.93
Polysubstance Dependency	3.51	3.17	11.04	7.1
Cannabis Dependency	10.06	7.28	15.81	8.37
Alcohol Abuse	5.13	2.27	9.2	4.1
Cocaine Abuse	1.42	7.38	4.15	2.07
Opioids Dependency	6.69	7.92	3.67	4.07
Amphetamines Abuse	2.83	2.17	1.11	2.76
Cannabis Abuse			4.12	
Other Dependency	1.13			
Other Abuse		1.4		
Opioid Abuse				4.73

AAPS Adult:

FY2009 Adult All Regions AAPS Adult % of Total				
	Qtr 1	Qtr 2	Qtr 3	Qtr 4
Alcohol Dependency	38.07	39.51	39.92	38.16
Cocaine Dependency	18.26	13.35	14.13	11.52
Amphetamines Dependency	15.99	12.07	13.06	15.85
Polysubstance Dependency	8.65	12.06	8.83	6.57
Cannabis Dependency	4.94	6.09	6.19	6.17
Alcohol Abuse	4.10	5.69	4.58	5.89
Cocaine Abuse	1.57	2.62	1.73	1.33
Opioids Dependency	4.46	2.83	3.94	6.92
Amphetamines Abuse	0.90	2.41	2.47	1.89
Cannabis Abuse	1.38	1.83		3.33
Other Dependency			1.63	

**Addiction and Prevention Services
State Quality Committee**

Medicaid Adolescent:

FY2009 Adolescent All Regions Medicaid Adolescent % of Total				
	Qtr 1	Qtr 2	Qtr 3	Qtr 4
Alcohol Dependency	7.11		7.77	0.66
Cocaine Dependency				
Amphetamines Dependency	14.00	16.09		
Polysubstance Dependency	6.00			6.11
Cannabis Dependency	53.78	66.09	85.23	74.67
Alcohol Abuse	6.22	1.72		6.33
Cocaine Abuse				
Opioids Dependency				6.11
Amphetamines Abuse				
Cannabis Abuse	12.89			6.11
Other Dependency		16.09	6.99	

AAPS Adolescent:

FY2009 All Regions AAPS Adolescent % of Total				
	Qtr 1	Qtr 2	Qtr 3	Qtr 4
Alcohol Dependency	26.21	1.63	8.33	5.21
Cocaine Dependency			11.67	
Amphetamines Dependency			2.78	4.56
Polysubstance Dependency		23.27		
Cannabis Dependency	61.38	52.65	76.67	81.76
Alcohol Abuse				
Cocaine Abuse				
Opioids Dependency			0.56	8.47
Amphetamines Abuse				
Cannabis Abuse	12.41	22.45		